



**The Dolomite Centre Ltd**  
 Unit 1, Anglian Business Park, Orchard Road,  
 Royston, Hertfordshire, SG8 5TW, UK

**T:** +44 (0)1763 242491  
**F:** +44 (0)1763 246125  
**E:** sales@dolomite-microfluidics.com  
**W:** www.dolomite-microfluidics.com

**Dolomite Microfluidics – North America Office**  
 Blacktrace Inc, 29 Albion Place  
 Charlestown, MA 02129, USA



**C:** 617 803 6655  
**T:** 617 848 1121  
**F:** 617 500 0136  
**E:** salesus@dolomite-microfluidics.com

# INFORMATION SHEET

Part name	Mitos Edge Connector 8-way	Part number	3000102
-----------	----------------------------	-------------	---------

## Description

The Mitos Edge Connector allows fast and reliable connection between Dolomite chips and 1.6mm tubing. The 8-way Edge Connector works with chips that are 4mm thick, 30mm wide and also have a chip header in place. This is shown in the diagram below:

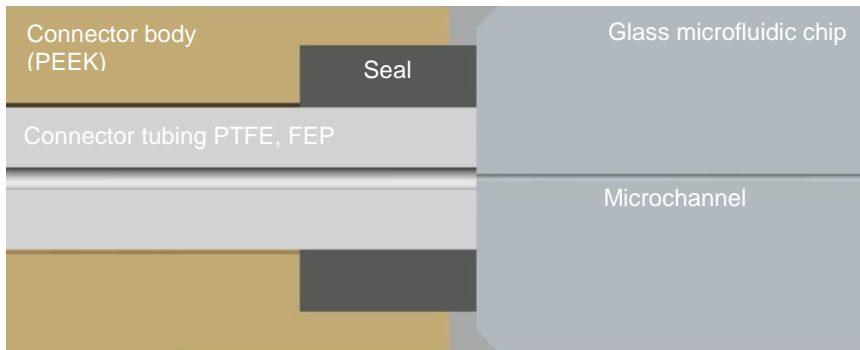


## Benefits

- Compact
- Low dead volume
- Quick connect/disconnect
- Wide temperature and pressure range
- Low cost
- Excellent chemical compatibility

	Edge connector specification	Value
1	Number of ports	8
2	Chip thickness options	4 mm
3	Chip width options	30 mm
4	Chip length options	10 mm – 90 mm
5	Outside diameter of connection tubing	1.6 mm (1/16 inch)
6	Inside diameter of connection tubing	0.25 mm, 0.5 mm, 0.8 mm
7	Connection tubing material	PTFE (FEP, ECTFE, ECTE, PFA) or PEEK
8	Operating pressure	10 Bar
9	Operating temperature range of seal	-15 to 250 °C
10	Wetted materials	Glass, PTFE, and perfluoroelastomer
11	Connector materials	PEEK, Stainless Steel 316
12	Dead volume	< 0.1 µl per port

## Cross-sectional view of sealing interface



## Edge connector geometry

