



The Dolomite Centre Ltd
Unit 1, Anglian Business Park, Orchard Road,
Royston, Hertfordshire, SG8 5TW, UK

T: +44 (0)1763 242491
F: +44 (0)1763 246125
E: sales@dolomite-microfluidics.com
W: www.dolomite-microfluidics.com

Dolomite Microfluidics – North America Office
Blacktrace Inc, 29 Albion Place
Charlestown, MA 02129, USA


C: 617 803 6655
T: 617 848 1121
F: 617 500 0136
E: salesus@dolomite-microfluidics.com

INFORMATION SHEET


Part name	Mitos Edge Connector 12-way	Part number	3000067
-----------	-----------------------------	-------------	---------

Description

The Mitos Edge Connector allows fast and reliable connection between Dolomite chips and 1.6mm tubing. The 12-way Edge Connector works with chips that are 4mm thick, 45mm wide and also have a chip header in place. This is shown in the diagram below:



Perfluoroelastomer seal (FFKM). Part number 3000021.



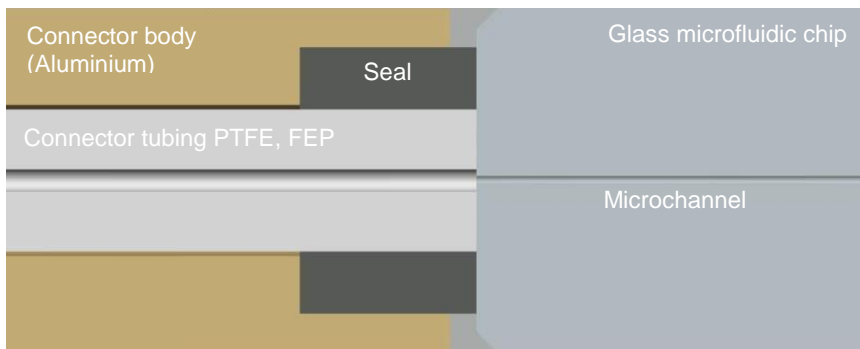
12-way Edge Connector and chip with header

Benefits

- Compact
- Low dead volume
- Quick connect/disconnect
- Wide temperature and pressure range
- Low cost
- Excellent chemical compatibility

	Edge connector specification	Value
1	Number of ports	12
2	Chip thickness options	4 mm
3	Chip width options	45 mm
4	Chip length options	10 mm – 90 mm
5	Outside diameter of connection tubing	1.6 mm (1/16 inch)
6	Inside diameter of connection tubing	0.25 mm, 0.5 mm, 0.8 mm
7	Connection tubing material	PTFE (FEP, ECTFE, ECTE, PFA) or PEEK
8	Operating pressure	5 Bar
9	Operating temperature range of seal	-15 to 250 °C
10	Wetted materials	Glass, PTFE, and perfluoroelastomer
11	Connector materials	Aluminium and Stainless Steel 316
12	Dead volume	< 0.1 µl per port

Cross-sectional view of sealing interface



Edge connector geometry

